

trin 1: struktur


Opdel filmen i 3 akter + midtpunkt:



A horizontal timeline diagram consisting of a single line with four vertical tick marks, dividing the line into four equal segments. This is intended for mapping the structure of a film into three acts and a midpoint.


De vigtigste pointer ved hvert vendepunkt:

1




A light orange rectangular box intended for notes corresponding to the first turning point.

2




A light orange rectangular box intended for notes corresponding to the second turning point.

3




A light orange rectangular box intended for notes corresponding to the third turning point.

4




A light orange rectangular box intended for notes corresponding to the fourth turning point.

5



A light orange rectangular box intended for notes corresponding to the fifth turning point.

Dine noter:



A large light orange rectangular box intended for general notes related to the film analysis.